


Photovoltaics Monocrystalline modules

Solet M60.6-W(B)F - 300W - 325W

Reliable, resistant, certified



PHOTOVOLTAIC MODULE

ADVANTAGES OF SOLET PHOTOVOLTAICS MODULES

15 year

PRODUCT
WARRANTY

90% after 10 years

PRODUCT
PERFORMANCE
WARRANTY

80% after 25 years

PRODUCT
PERFORMANCE
WARRANTY



5 Busbar technology

(5 busbar manufacturing technology ensures higher efficiency, allows to reach greater power, and gives a great aesthetic appearance to the Solet modules)



Positive power tolerance

(All modules are tested and we provide only those that have a positive power tolerance from 0 to +5Wp. The customer only receives solar modules with declared power)



High performance

(Solar cells that are used in solar modules are one of the most advanced and ensure a high-efficiency rate that goes as high as 20.00%. Consequently, these are unequivocally among the most effective in their category)



Module testing process

(During the whole manufacturing process modules are being tested at least three times, therefore they reach the end customer fully checked, A class, and without any visual or electrotechnical defects)



Ammonia resistance

(Modules are certified by IEC 62716 and are resistant to ammonia, which means, that they are fully functioning in an environment with higher ammonia concentration)



Resistant to extreme climate conditions

(Modules are certified in TUV Nord laboratory by IEC 61215 and IEC 61730 standards and are resistant to the most severe climate conditions. Modules are not afraid of rain, snow, wind, or hail. They can withstand wind load up to 2400Pa and snow load up to 5400Pa)



10 years of manufacturer experience

(Solar modules have been manufactured in Vilnius since 2011 and have been operating in the harshest weather conditions without any failure throughout this whole time)



IEC 61215:2016
IEC 61730:2018
492011420.001



IEC 62716:2014
492011428.001



ELECTRICAL PARAMETERS

Type, Nominal Power, Wp	Solet M60.6-300	Solet M60.6-310	Solet M60.6-315	Solet M60.6-325*
Maximum Power* (PMPP)	300.1 - 305.0 Wp	310.1 - 315.0 Wp	315.1 - 320.0 Wp	325.1 - 330.0 Wp
Maximum Voltage (UMPP)	32.25 V	32.50 V	34.86 V	35.22 V
Maximum Current (IMPP)	9.30 A	9.37 A	9.44 A	9.58 A
Open Circuit Voltage (UOC)	39.54 V	39.60 V	40.74 V	41.10 V
Short Circuit Current (ISC)	9.90 A	9.93 A	9.96 A	10.02 A
Power tolerance	0+5Wp	0+5Wp	0+5Wp	0+5Wp
Efficiency, %	18.44	19.05	19.40	20.00

MECHANICAL PARAMETERS

Solar cell	156.75x156.75, *158.75x158.75
Number of cells	6 x 10, total 60 pcs.
Front side glass	3.2 mm
Weight	18.2 kg, *18.3 kg
Dimensions (LxWxH)	1640x992x35 mm, *1665x1002x35 mm
J-box	IP65 ventilated or IP67 or IP68
Cable length	1.0 m
Cable cross-section size	4 mm ²
Number of diodes	3
Plug-in connection	MC4 or equivalent (IP65)
Frame	Anodized Al (silver/black)
Packing Configuration	30 pcs./pallet

Irradiance 1000 W/m²,
temperature of modules 25°C,
spectrum AM 1.5.

Warranty is applicable by UAB Solet
limited warranty terms.

Product and performance warranties
can be extended. Extension of the
warranty is being approved
separately by the manufacturer.

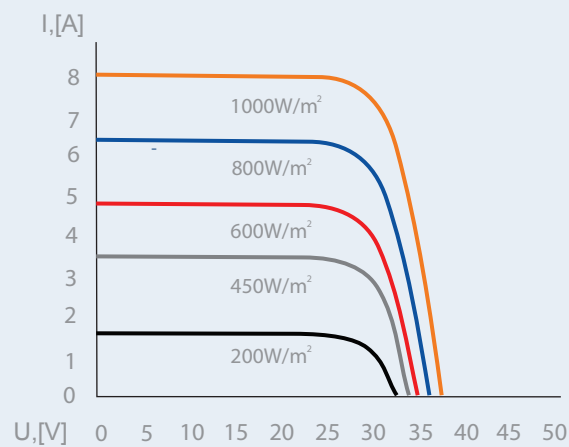
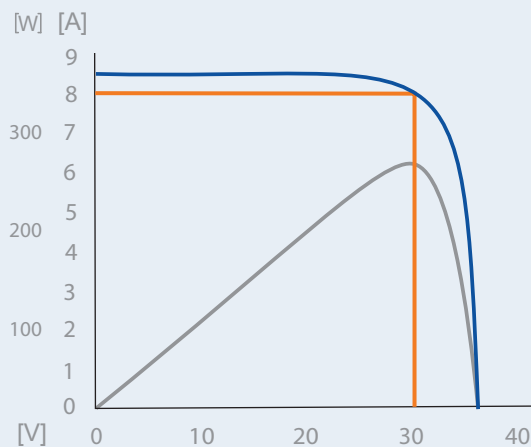
WORKING CONDITIONS

Maximum System Voltage	DC1000 V (TUV)
Operating temperature	-40 °C / +85 °C
Maximum reverse current	15 A
Max. wind load/max. snow load	2400 Pa/5400 Pa*
IP protection level	67
Fire safety class	II (B)

TEMPERATURE COEFFICIENTS

Voltage temperature coefficient	β	-0.36 %/°C
Current temperature coefficient	α	0.07 %/°C
Power temperature coefficient	δ	-0.38 %/°C

* Safety factory 1,5 is included.



M60_W(B)_300-325_200429v_L_Sol