

Vertex S

BACKSHEET MONOCRYSTALLINE MODULE

PRODUCT: TSM-DE09R.08
 PRODUCT RANGE: 415-435W

435W


MAXIMUM POWER OUTPUT

0~+5W

POSITIVE POWER TOLERANCE

21.8%

MAXIMUM EFFICIENCY



Small in size, big on power

- Small form factor. Generate a huge amount of energy even in limited space.
- Up to 435W, 21.8% module efficiency with high density interconnect technology
- Multi-busbar technology for better light trapping effect, lower series resistance and improved current collection
- Reduce installation cost with higher power bin and efficiency
- Boost performance in warm weather lower temperature coefficient (-0.34%) and operating temperature



Universal solution for residential and C&I rooftops

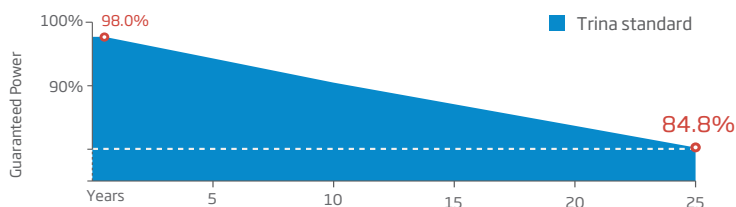
- Designed for compatibility with existing mainstream optimizers, inverters and mounting systems
- Perfect size and low weight. Easy for handling. Economy for transporting
- Diverse installation solutions. Flexible for system deployment



High Reliability

- 15 year product warranty
- 25 year performance warranty with lowest degradation;
- Minimized micro-cracks with innovative non-destructive cutting technology
- Ensured PID resistance through cell process and module material control
- Mechanical performance up to 6000 Pa positive load and 4000 Pa negative load

Trina Solar's Backsheet Performance Warranty



Comprehensive Products and System Certificates



IEC61215/IEC61730/IEC61701/IEC62716

ISO 9001: Quality Management System


ISO 14001: Environmental Management System

ISO14064: Greenhouse Gases Emissions Verification

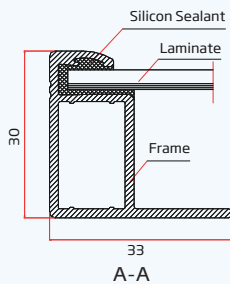
ISO45001: Occupational Health and Safety Management System



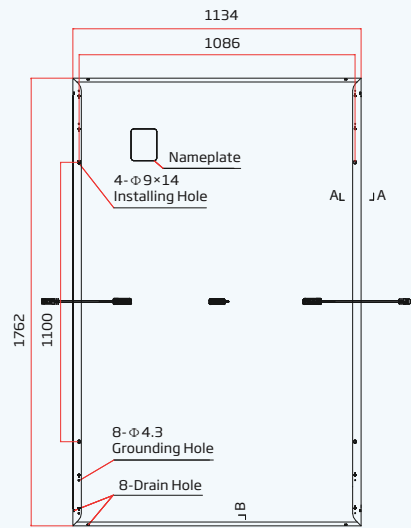
DIMENSIONS OF PV MODULE(mm)



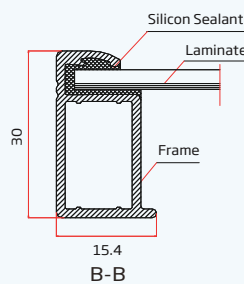
Front View



A-A

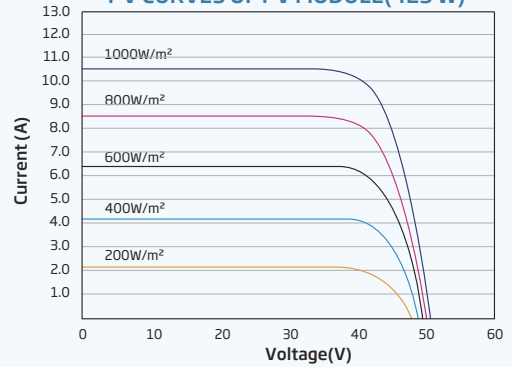


Back View

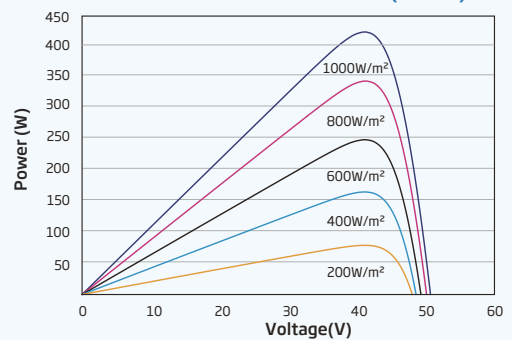


B-B

I-V CURVES OF PV MODULE(425 W)



P-V CURVES OF PV MODULE(425W)



ELECTRICAL DATA (STC)

Peak Power Watts-P _{MAX} (Wp)*	415	420	425	430	435
Power Tolerance-P _{MAX} (W)			0 ~ +5		
Maximum Power Voltage-V _{MPP} (V)	41.7	42.0	42.2	42.3	42.5
Maximum Power Current-I _{MPP} (A)	9.94	10.01	10.08	10.17	10.24
Open Circuit Voltage-V _{OC} (V)	50.0	50.1	50.2	50.3	50.4
Short Circuit Current-I _{SC} (A)	10.55	10.58	10.61	10.64	10.67
Module Efficiency η _m (%)	20.8	21.0	21.3	21.5	21.8

STC: Irradiance 1000W/m², Cell Temperature 25°C, Air Mass AM1.5. *Measuring tolerance: ±3%.

ELECTRICAL DATA (NOCT)

Maximum Power-P _{MAX} (Wp)	312	317	321	325	329
Maximum Power Voltage-V _{MPP} (V)	38.7	39.2	39.5	39.7	40.0
Maximum Power Current-I _{MPP} (A)	8.07	8.10	8.13	8.17	8.23
Open Circuit Voltage-V _{OC} (V)	47.1	47.1	47.2	47.4	47.5
Short Circuit Current-I _{SC} (A)	8.50	8.53	8.55	8.60	8.65

NOCT: Irradiance at 800W/m², Ambient Temperature 20°C, Wind Speed 1m/s.

MECHANICAL DATA

Solar Cells	Monocrystalline
No. of cells	144 cells
Module Dimensions	1762×1134×30 mm (69.37×44.65×1.18 inches)
Weight	21.8 kg (48.1 lb)
Glass	3.2 mm (0.13 inches), High Transmission, AR Coated Heat Strengthened Glass
Encapsulant material	EVA/POE
Backsheet	White
Frame	30mm(1.18 inches) Anodized Aluminium Alloy
J-Box	IP 68 rated
Cables	Photovoltaic Technology Cable 4.0mm ² (0.006 inches ²), Portrait: 350/280 mm(13.78/11.02 inches) Length can be customized
Connector	MC4 EV02 / TS4*

*Please refer to regional datasheet for specified connector.

TEMPERATURE RATINGS

NOCT (Nominal Operating Cell Temperature)	43°C (±2°C)
Temperature Coefficient of P _{MAX}	-0.34%/°C
Temperature Coefficient of V _{OC}	-0.25%/°C
Temperature Coefficient of I _{SC}	0.04%/°C

MAXIMUM RATINGS

Operational Temperature	-40~+85°C
Maximum System Voltage	1500V DC (IEC)
Max Series Fuse Rating	20A

WARRANTY

15 year Product Workmanship Warranty
25 year Power Warranty
2% first year degradation
0.55% Annual Power Attenuation

(Please refer to product warranty for details)

PACKAGING CONFIGURATION

Modules per box: 36 pieces
Modules per 40' container: 936 pieces